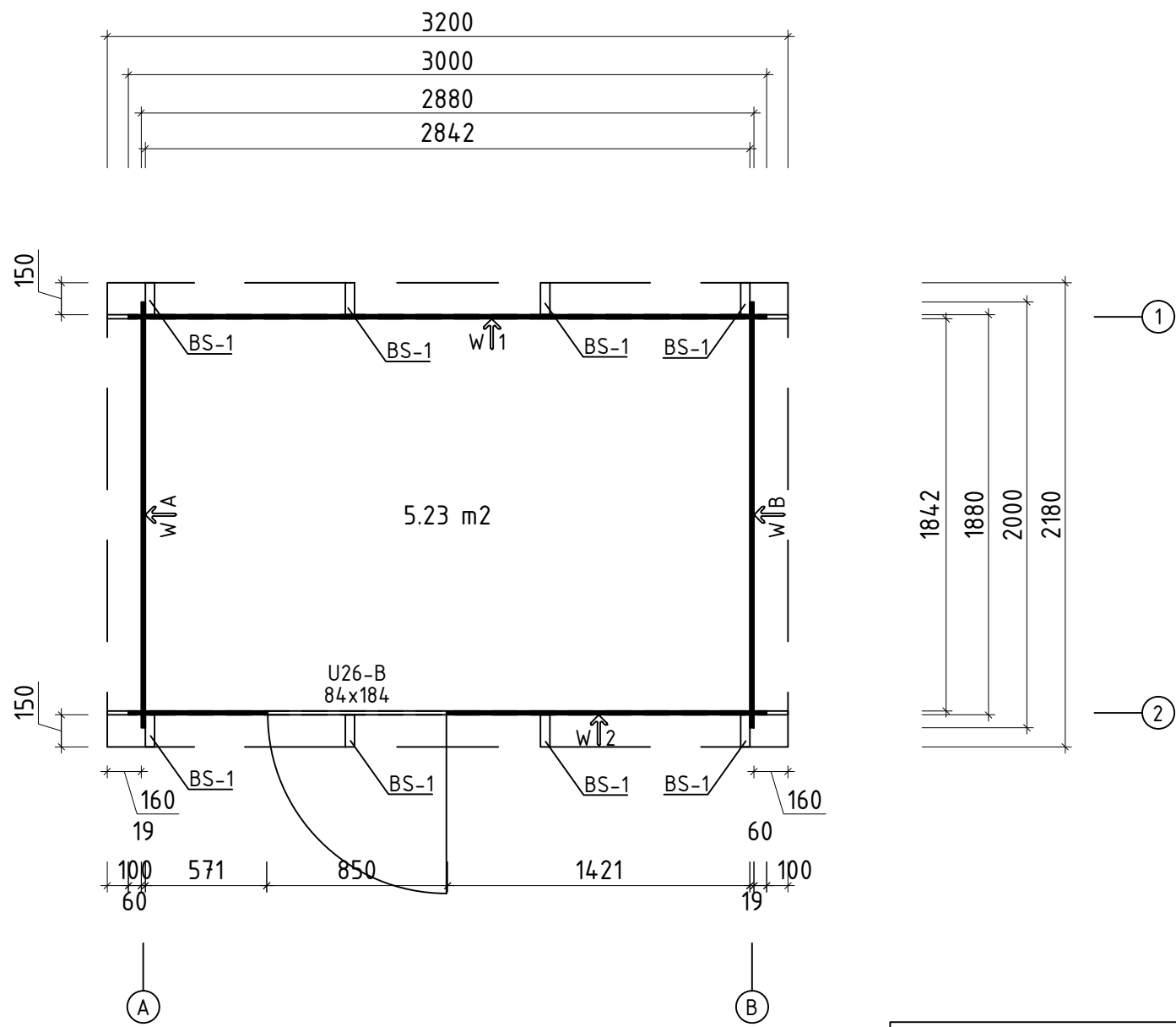
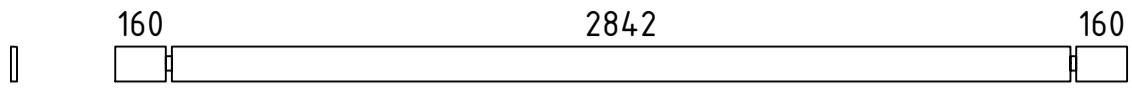
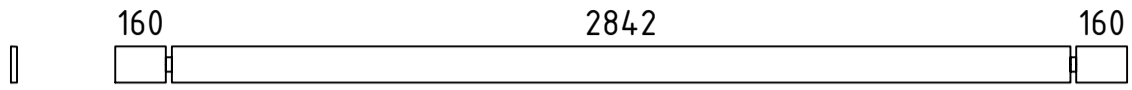
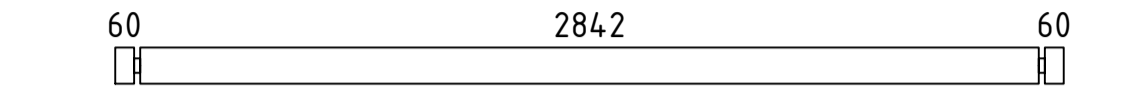
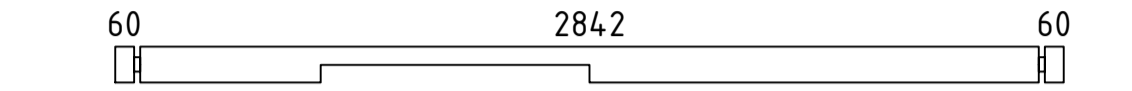


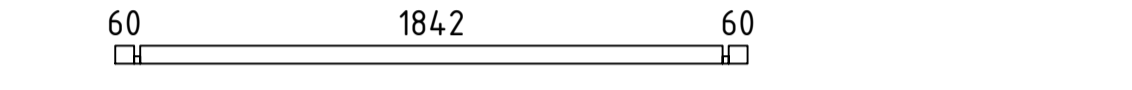
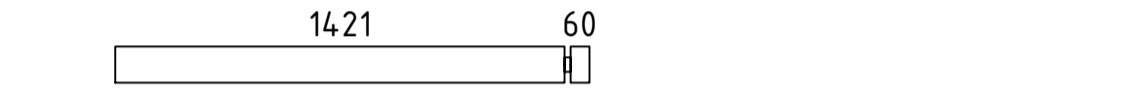





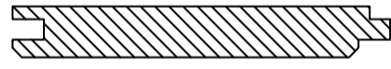

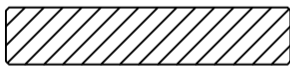

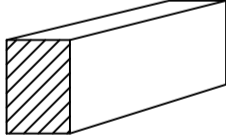
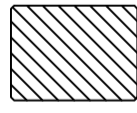
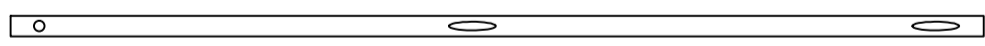
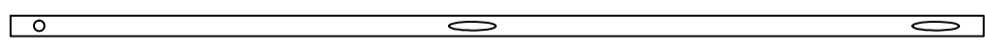



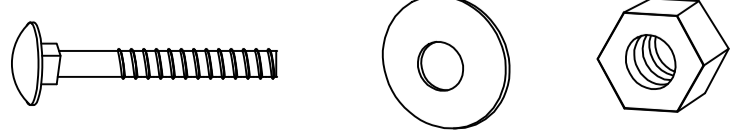
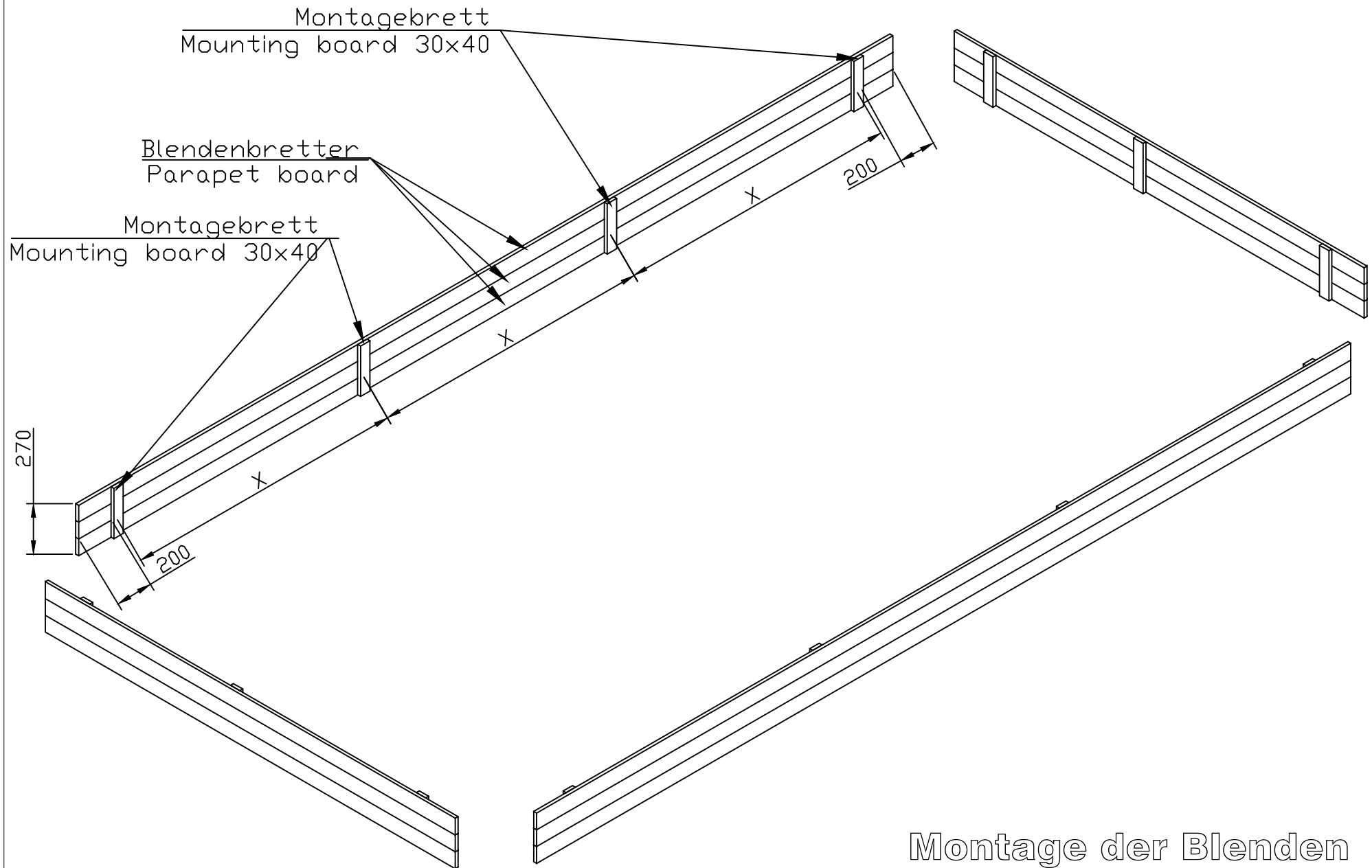


Name	Novalie 200x300/19		
Zeichnung/Drawing	3D		
Profil/Profile	1.9x11.4	Datum/Date	02.12.2016

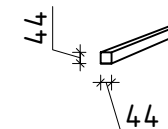
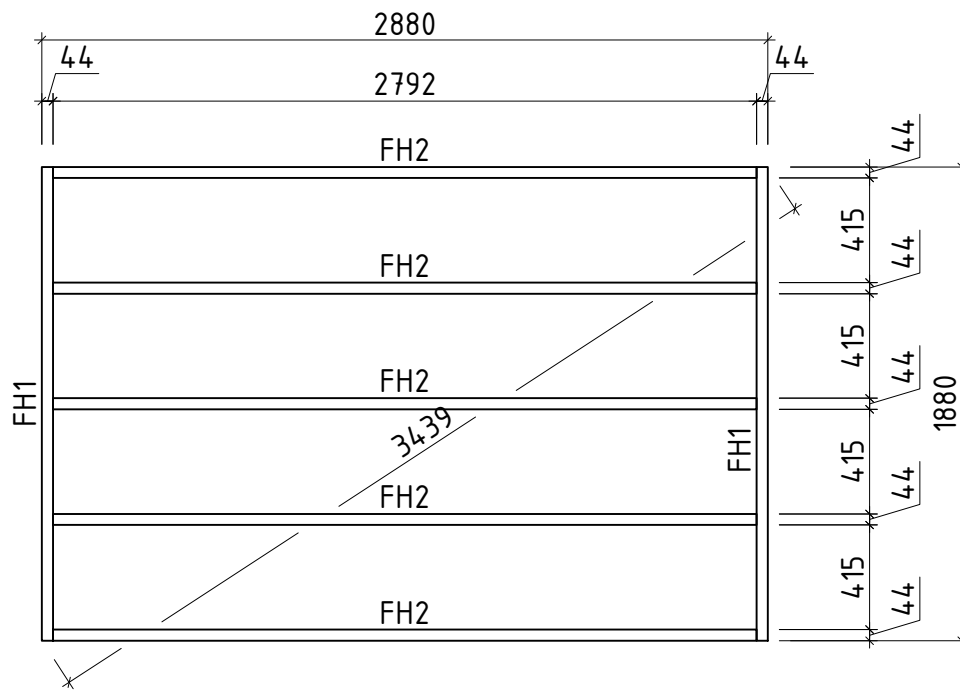


Name	Novalie 200x300/19		
Zeichnung/Drawing	Grundplan; Plan		
Profil/Profile	1.9x11.4	Datum/Date	02.12.2016

Pos	Teileliste/Specification Novalie 200x300/19		Stck. Pcs.	Profil Profile (mm)	Länge Length (mm)
001			1	19x110	3200
002			1	19x114	3200
003			20	19x114	3000
004			1	19x114	3000
005			2	19x114	2000
006			36	19x114	2000
007			2	19x57	2000
008			16	19x114	1500
009			2	19x57	961
010			16	19x114	650
FH2	FUNDAMENTHOLZ (imprägniert) - FOUNDATION BEAM (impregnated) 		5	44x44	2792
FH1	FUNDAMENTHOLZ (imprägniert) - FOUNDATION BEAM (impregnated) 		2	44x44	1880
DB1	DACHBALKE - ROOF BEAM 		1	40x120	3200
	DACHBRETTER - ROOF BOARDS		29+1	113x16	2115
	FUSSBODENBRETTER - FLOOR BOARDS		26+1	113x18	1835
BB-1	DACHBLENDEN- Blendenbretter - PARAPET boards 18x90		6	18x90	2180
BB-2	DACHBLENDEN- Blendenbretter - PARAPET boards 18x90		6	18x90	3236
BS-1	DACHBLENDEN- Blendenstützen - PARAPET- Parapet support 44x65		8	44x65	150
MB-1	DACHBLENDEN- Montagebrett - PARAPET- mounting board 230mm		14	30x40	230
SM-1	Sturmleisten - Storm reinforcement		2	40x18	1940
SM-2	Sturmleisten - Storm reinforcement		2	40x18	2050
SM-3	Sturmleisten - Storm reinforcement		1	40x18	2165
T4-1	TRAUFENLEISTE - EAVES STRIPS 40x18		✓	40x18	7,0 lfdm/rm
SH	SCHLAGHÖLZER - MOUNTING PIECES		3		
SMS	Schlossschrauben M8x60 Mutter U-Scheibe - Bolts M8x60 Nuts Washer		15		
Kood	Novalie 200x300/19	Materjal	File	Novalie 200x300-19.dwg	Leht 1/2



Montage der Blenden
 Parapet mounting



Name	Novalie 200x300/19		
Zeichnung/Drawing	Lagerholzplan; Foundation beams		
Profil/Profile	1.9x11.4	Datum/Date	02.12.2016