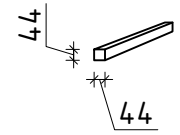
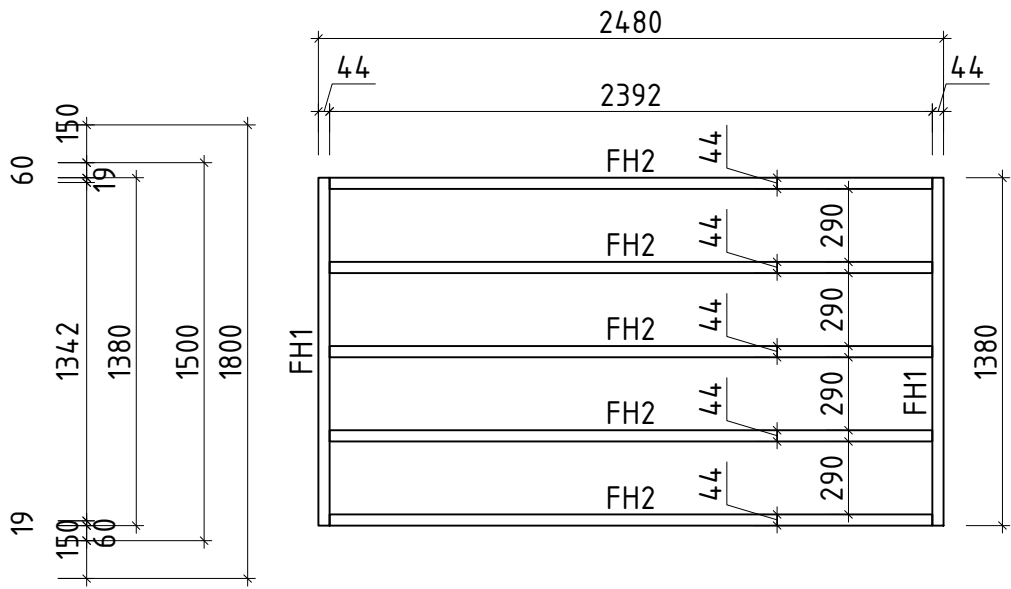
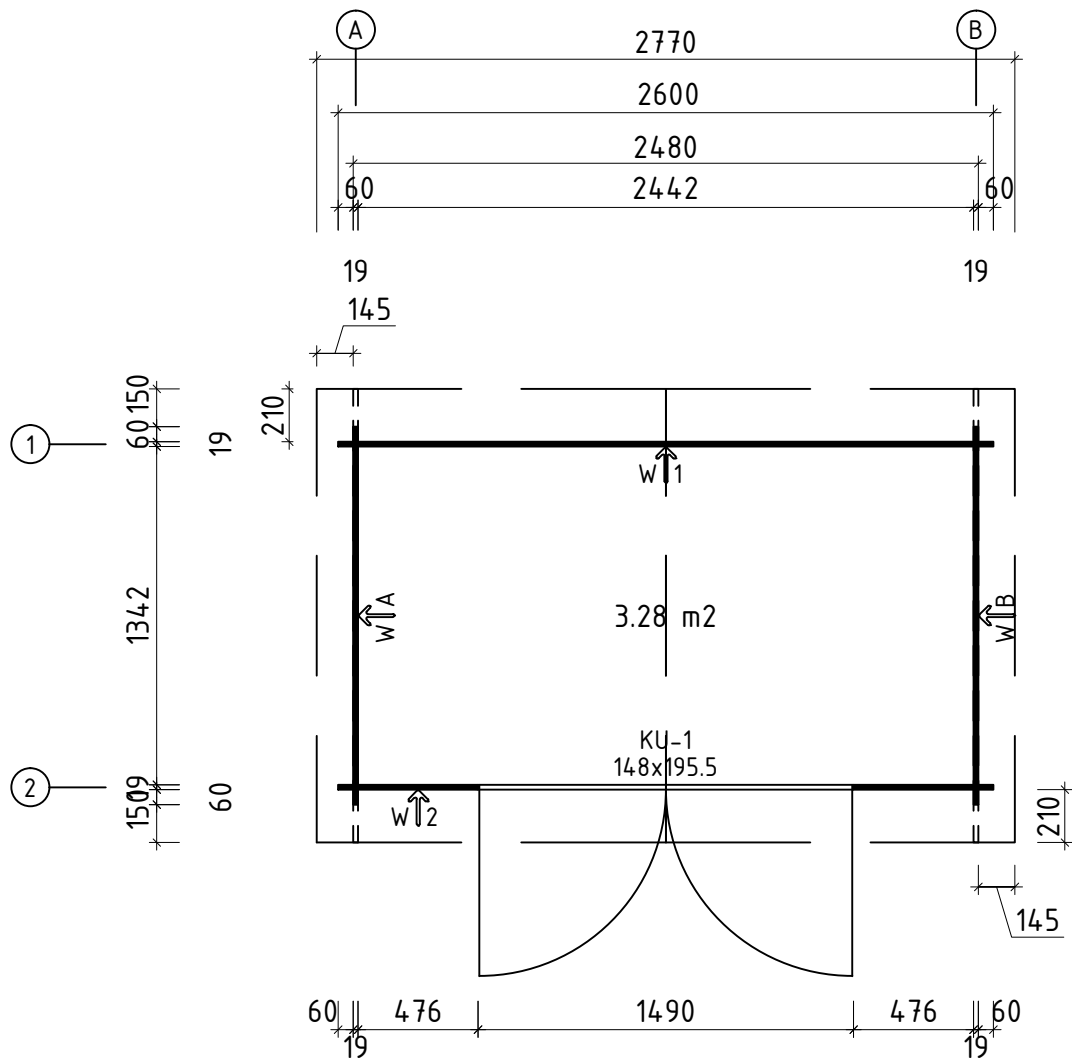
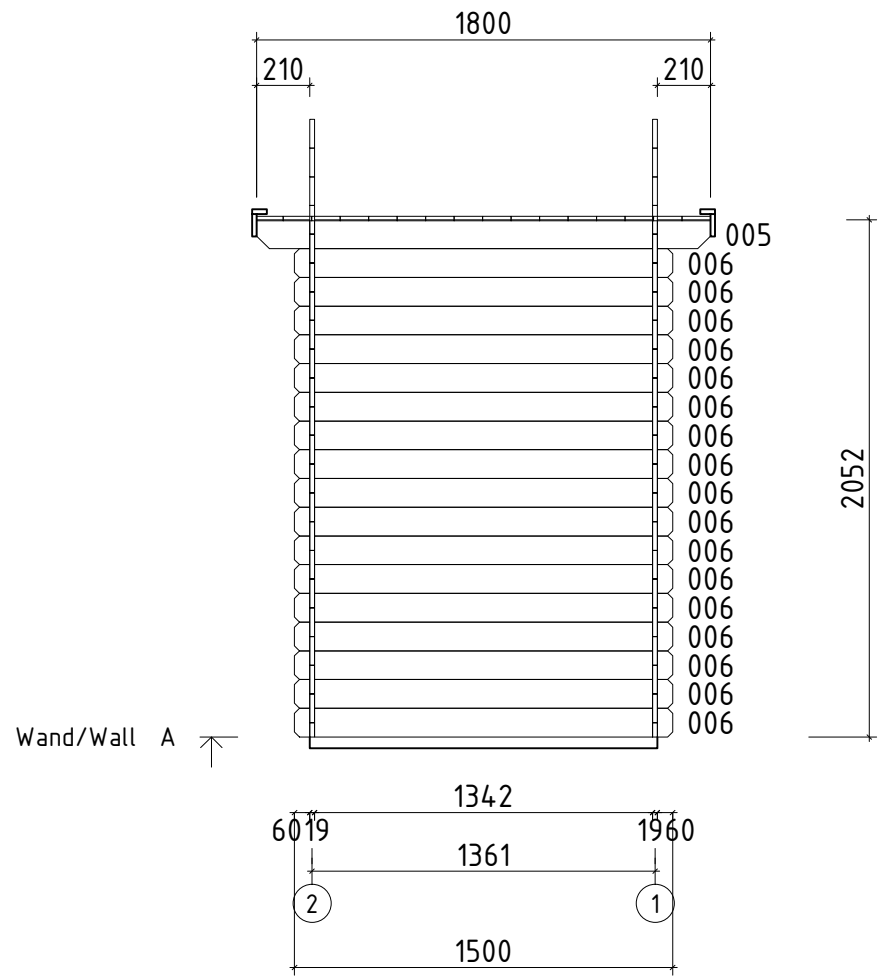


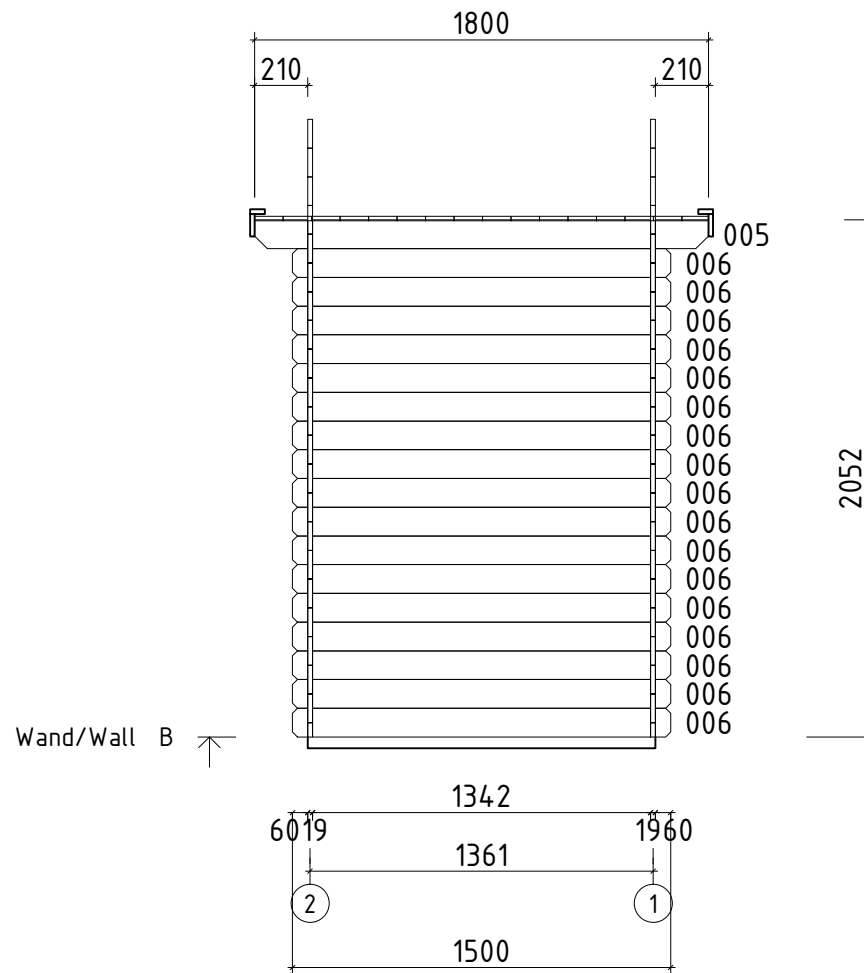
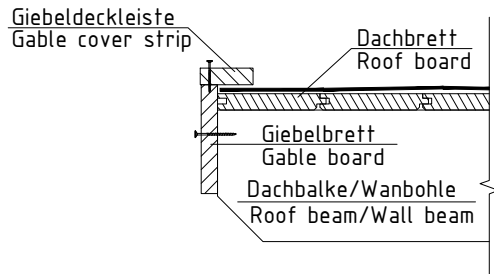
Name	Malva 260x150_19		
Zeichnung/Drawing	3D		
Profil/Profile	1.9x11.4	Datum/Date	08.11.2016



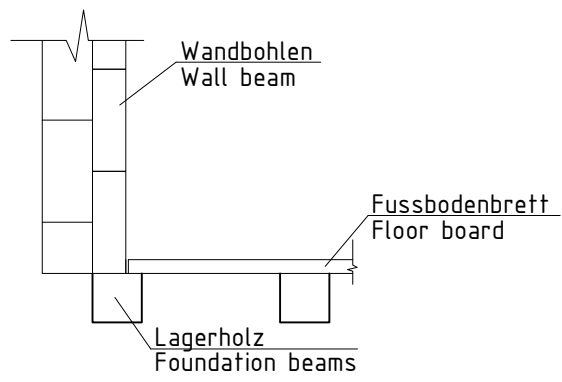
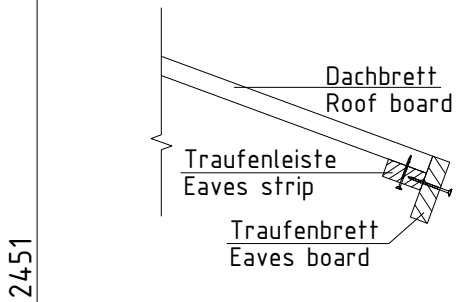
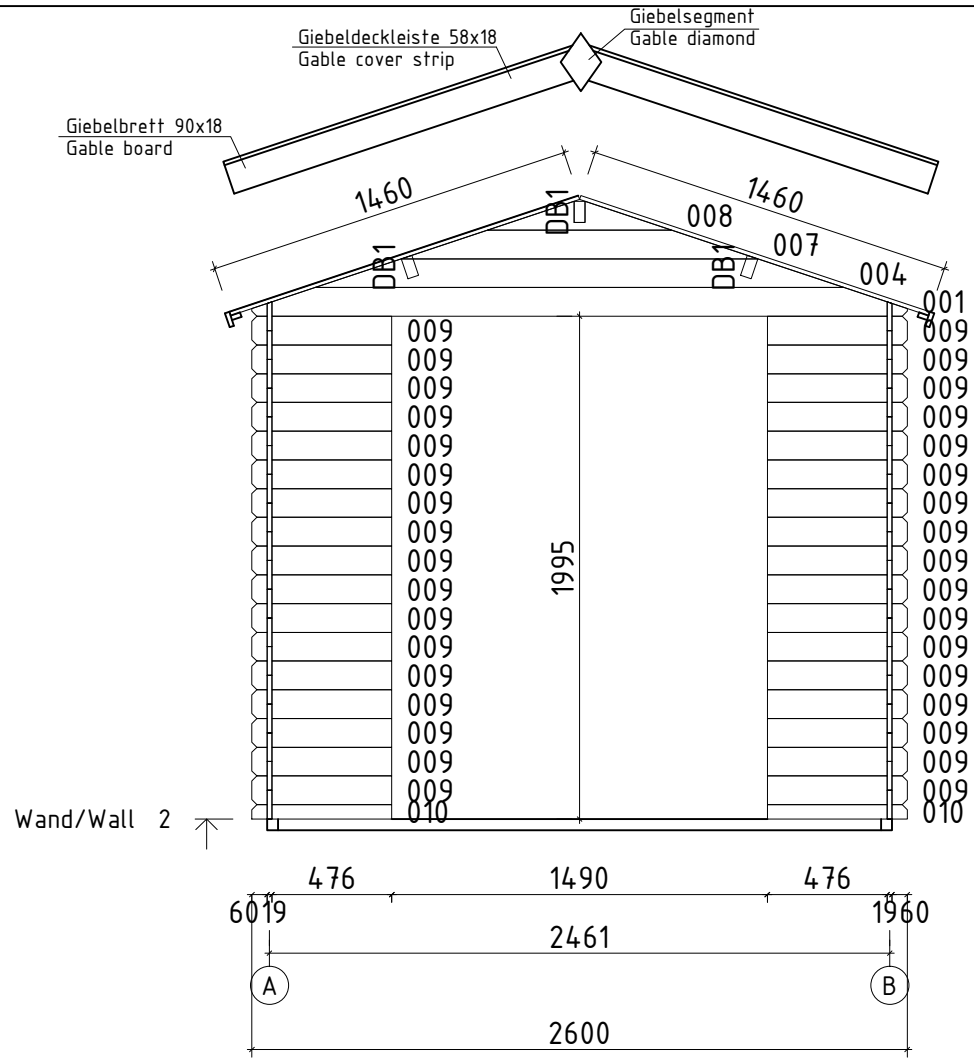
Name	Malva 260x150_19		
Zeichnung/Drawing	Grundplan Plan, Lagerholzplan Foundation beams		
Profil/Profile	1.9x11.4	Datum/Date	08.11.2016



Name	Malva 260x150_19		
Zeichnung/Drawing	WAND/WALL A		
Profil/Profile	1.9x11.4	Datum/Date	08.11.2016



Name	Malva 260x150_19		
Zeichnung/Drawing	WAND/WALL B		
Profil/Profile	1.9x11.4	Datum/Date	08.11.2016



Name	Malva 260x150_19		
Zeichnung/Drawing	WAND/WALL 2		
Profil/Profile	1.9x11.4	Datum/Date	08.11.2016

Pos	Teileliste/Specification Malva 260x150_19		Stck. Pcs.	Profil Profile (mm)	Länge Length (mm)	
001			2	19x114	2600	
002			1	19x57	2600	
003			17	19x114	2600	
004			2	19x114	2099	
005			2	19x114	1800	
006			34	19x114	1500	
007			2	19x114	1414	
008			2	19x114	729	
009			34	19x114	555	
010			2	19x57	555	
FH2	FUNDAMENTHOLZ (imprägniert) - FOUNDATION BEAM (impregnated)		5	44x44	2392	
FH1	FUNDAMENTHOLZ (imprägniert) - FOUNDATION BEAM (impregnated)		2	44x44	1380	
DB1	DACHBALKE - ROOF BEAM		3	44x94	1800	
	DACHBRETTER - ROOF BOARDS		32+1	113x16	1460	
	FUSSBODENBRETTER - FLOOR BOARDS		22+1	113x18	1335	
G2-1	GIEBELBRETTER - GABLE BOARDS 90X18	18.4°	✓	4	90x18	1540
G5-1	GIEBELDECKLEISTE - GABLE COVER STRIPS 58X18		✓	4	58x18	1540
T4-1	TRAUFELEISTE - EAVES STRIPS 40x18		2	40x18	1800	
T3-1	TRAUFELEISTE - EAVES STRIPS 58x18		2	58x18	1800	
GS	GIEBELSEGMENT - GABLE DIAMOND		2			
SH	SCHLAGHÖLZER - MOUNTING PIECES		3			
R02	RIEGEL - LATCH 78 mit Schrauben - with screws		2			
R03	RIEGEL - LATCH 80		1			
S02	SCHARNIER - HINGE 150x63		6			
SR02	SCHRAUBEN - SCREWS 3.5x35 Rieger - Latch Scharnier - Hinge		48			
Kood	Malva 260x150_19	Materjal	File	Malva 260x150_19.dwg	Leht 1/1	

