

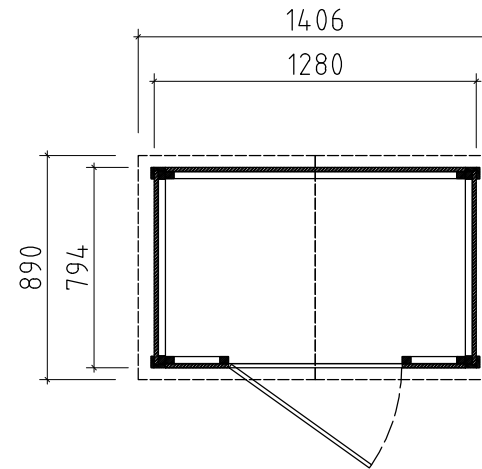

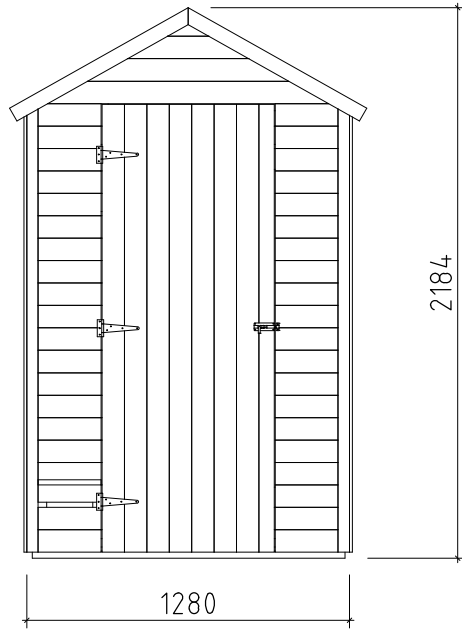
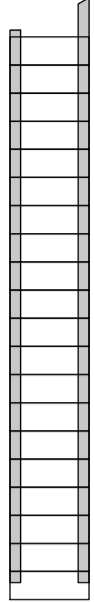
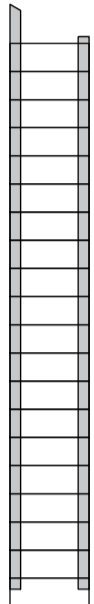
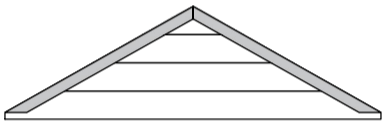



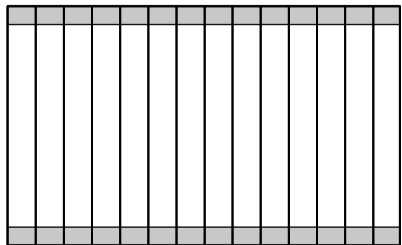


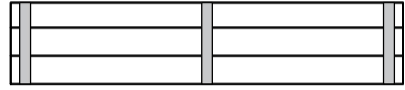

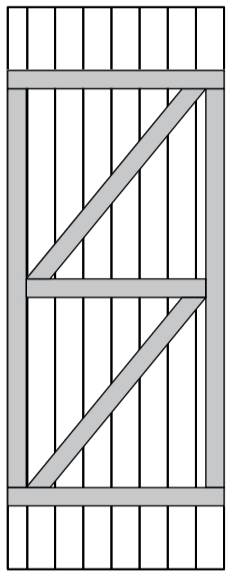






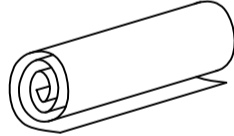
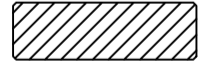
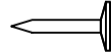
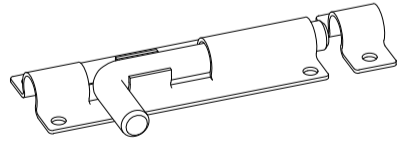
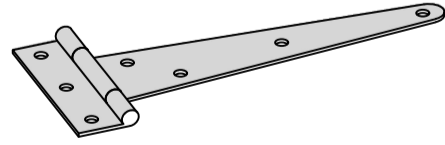
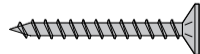
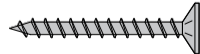

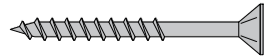




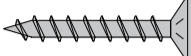
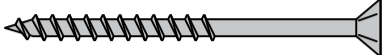
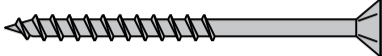
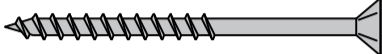
Name	<i>Drenthe 128x80_16</i>		
Zeichnung/ Drawing	Grundplan	Kunde/ Client	
Profil/ Profile	1.6x8.9	Datum/ Date	15.12.2022



Name		<i>Drenthe 128x80_16</i>	
Zeichnung/ Drawing	<i>WAND/WALL _PLAN</i>	Kunde/ Client	
Profil/ Profile	<i>1.6x8.9</i>	Datum/ Date	<i>15.12.2022</i>

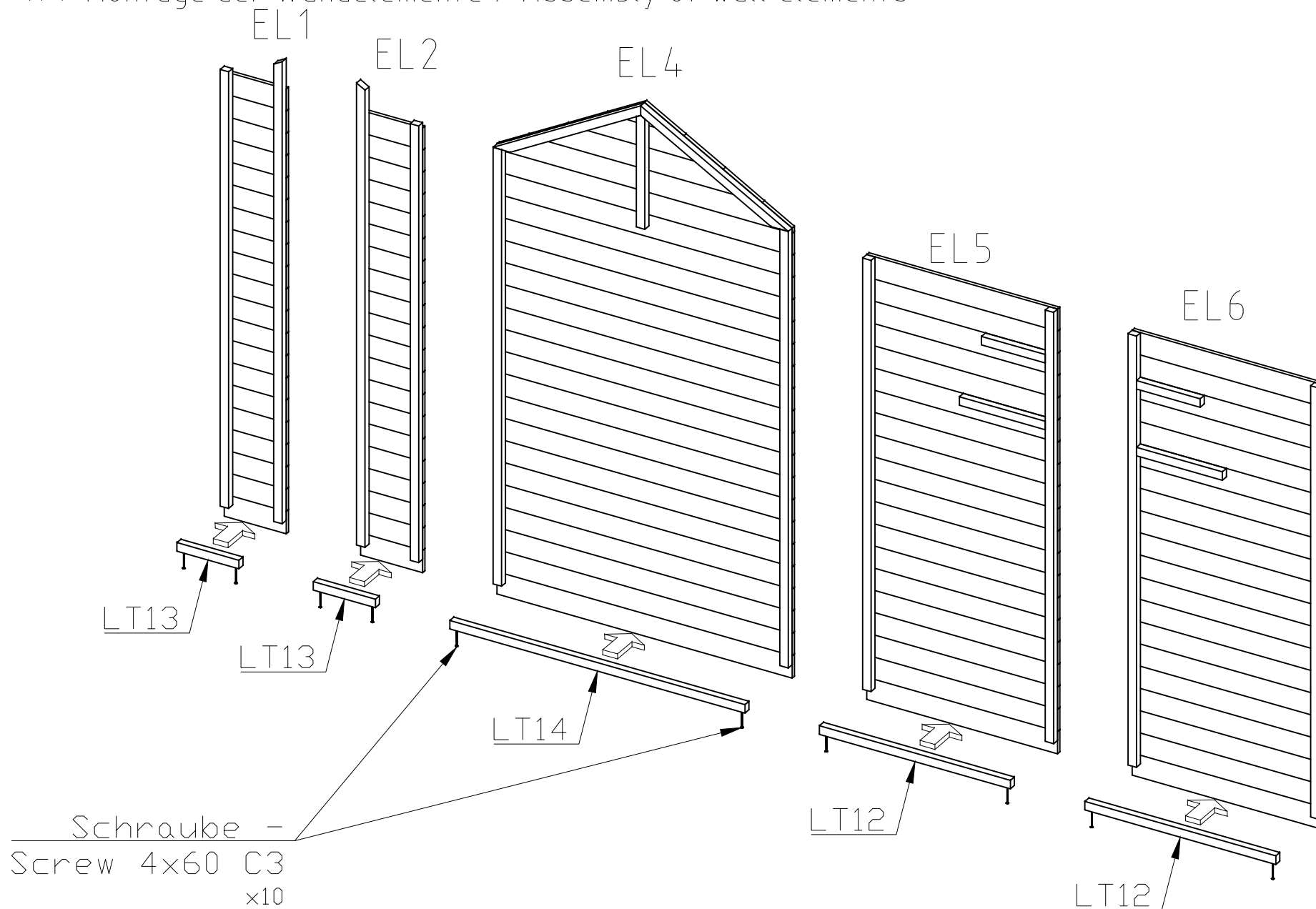
Pos	INSEL	Teileliste/Specification Drenthe 128x80_16	Stck Pcs.	Profil Profile (mm)	Länge Length (mm)
	EL1		1	250x1903	
	EL2		1	250x1903	
	EL3		1	1190x356	
	EL4		1	1190x2136	
	EL5		1	770x1780	
	EL6		1	770x1780	
	FL		1	1241x757	

Pos	Teileliste/Specification Drenthe 128x80_16		Stck Pcs.	Profil Profile (mm)	Länge Length (mm)
RF1			1	800x890	
RF2			1	800x890	
SH1			1	1241x257	
SH2			1	1241x346	
DR			1	684x1777	
LT14		LATTEN - STUDS	1	34x28	1190
LT12		LATTEN - STUDS	2	34x28	770
LT13		LATTEN - STUDS	2	34x28	250
LE4		LEISTE - LATH	1	58x18	690
LE1	 29.4°	LEISTE - LATH	4	45x12	1801
LE2		LEISTE - LATH	4	45x12	1780
KP-1	DACHPAPPE - ROOFING FELT		✓	1.8m-1st	
G08-1	GIEBELLEISTEN - GABLE STRIPS 18x58	29.4° 	✓	4	18x58 815
NG01	DACHPAPPNÄGEL - ROOFING NAILS 2.8x15		12		
R03	RIEGEL - LATCH 03		1		
H02	T-SCHARNIER - T-HINGE 150mm KZN		3		
SR3 032	Schrauben - Screws 3.0x30 C3 LE4		2		
SR3 032	Schrauben - Screws 3.0x30 C3 Riegel - Latch		6		
SR3 542	Schrauben - Screws 3.5x40 C3 Element 1, 2 + Element 3		4		
SR3 542	Schrauben - Screws 3.5x40 C3 LE1, LE2		32		
Kood	Drenthe 128x80_16		Materjal		Leht 2/3

Pos	Teileliste/Specification Drenthe 128x80_16		Stck Pcs.	Profil Profile (mm)	Länge Length (mm)
SR3 542	Schrauben - Screws 3.5x40 C3 RF		8		
SR3 542	Schrauben - Screws 3.5x40 C3 Giebelleiste - Gabelstrips		12		
SR4 032	Schrauben - Screws 4.0x30 C3 T-Scharnier - T-Hinge		21		
SR4 062	Schrauben - Screws 4.0x60 C3 LT12, LT13, LT14		10		
SR4 062	Schrauben - Screws 4.0x60 C3 Element+Element		18		
SR4 062	Schrauben - Screws 4.0x60 C3 Element+Fussboden/Floor		14		
	✓ - Bitte selber anpassen (falls nötig)! / Cut into length on site (if needed)!				
Kood	Drenthe 128x80_16		Materjal		Leht 3/3

Aufbau Anleitung für/Installation guide for "Drenthe 128x80_16"

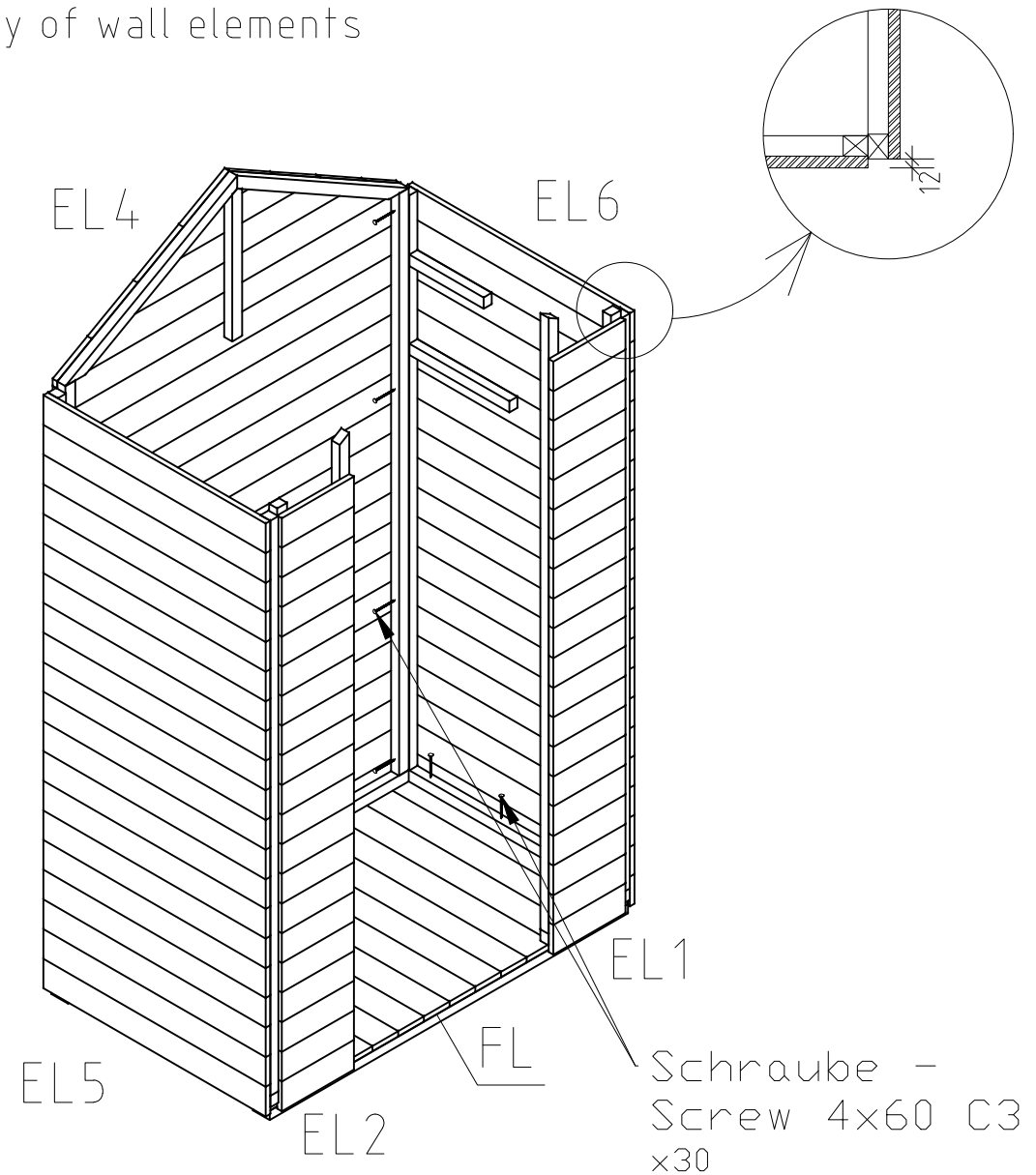
1.1 Montage der Wandelemente / Assembly of wall elements



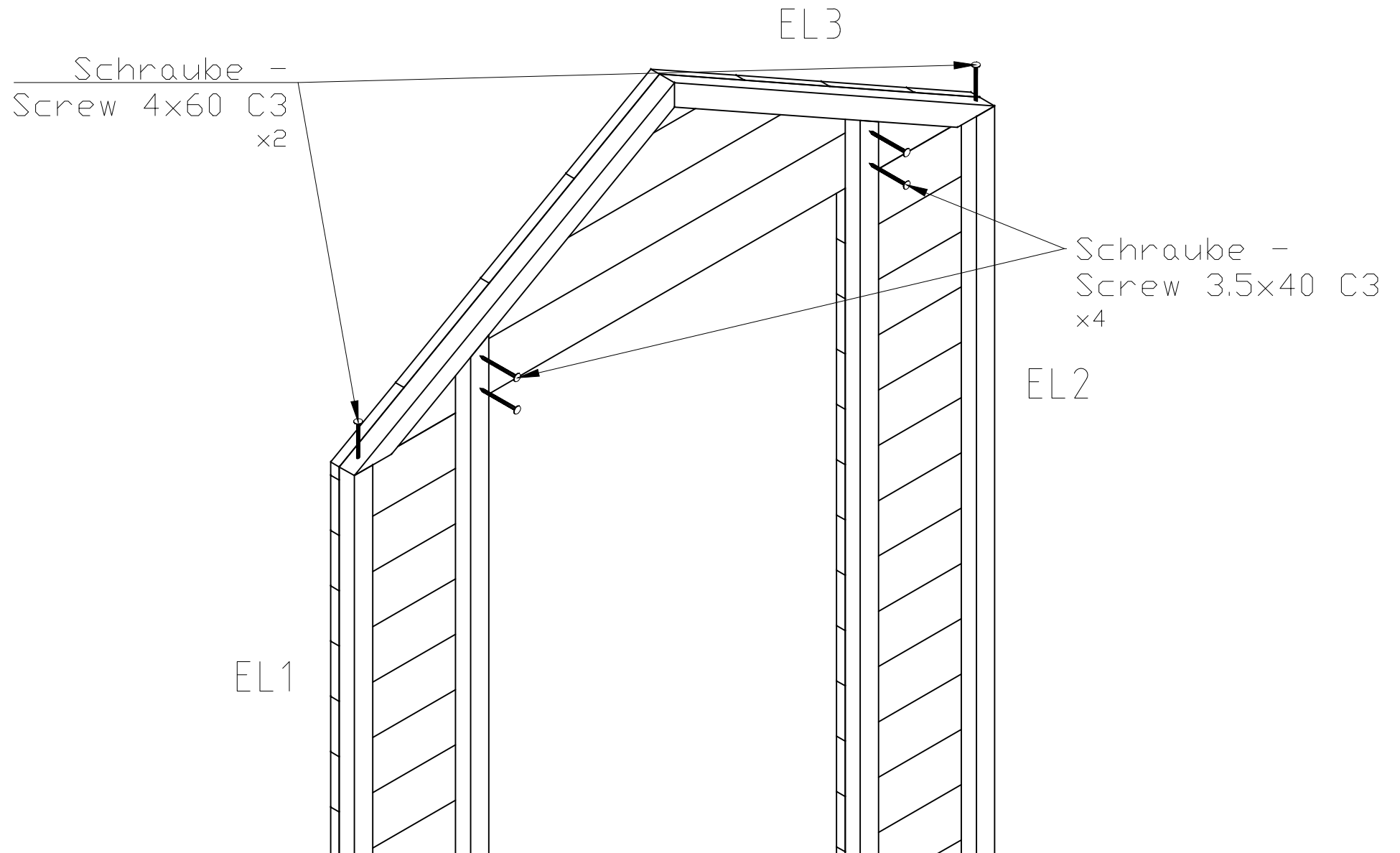
Aufbau Anleitung für/Installation guide for "Drenthe 128x80_16"

1.2 Montage der Wandelemente / Assembly of wall elements

Das Wandelement an den Fundamentholz befestigen, nicht nur an den Fussbodenbrett! / Attach the wall elements to the foundation beams not only to the floorboards!

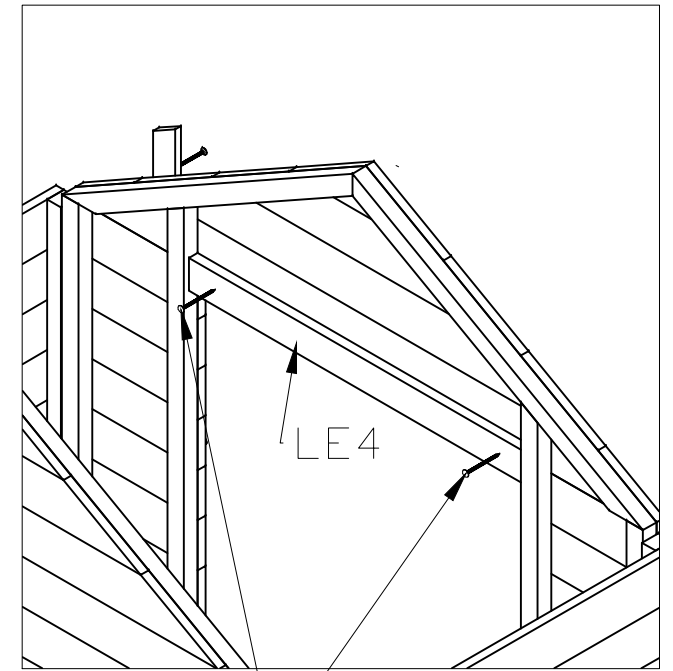
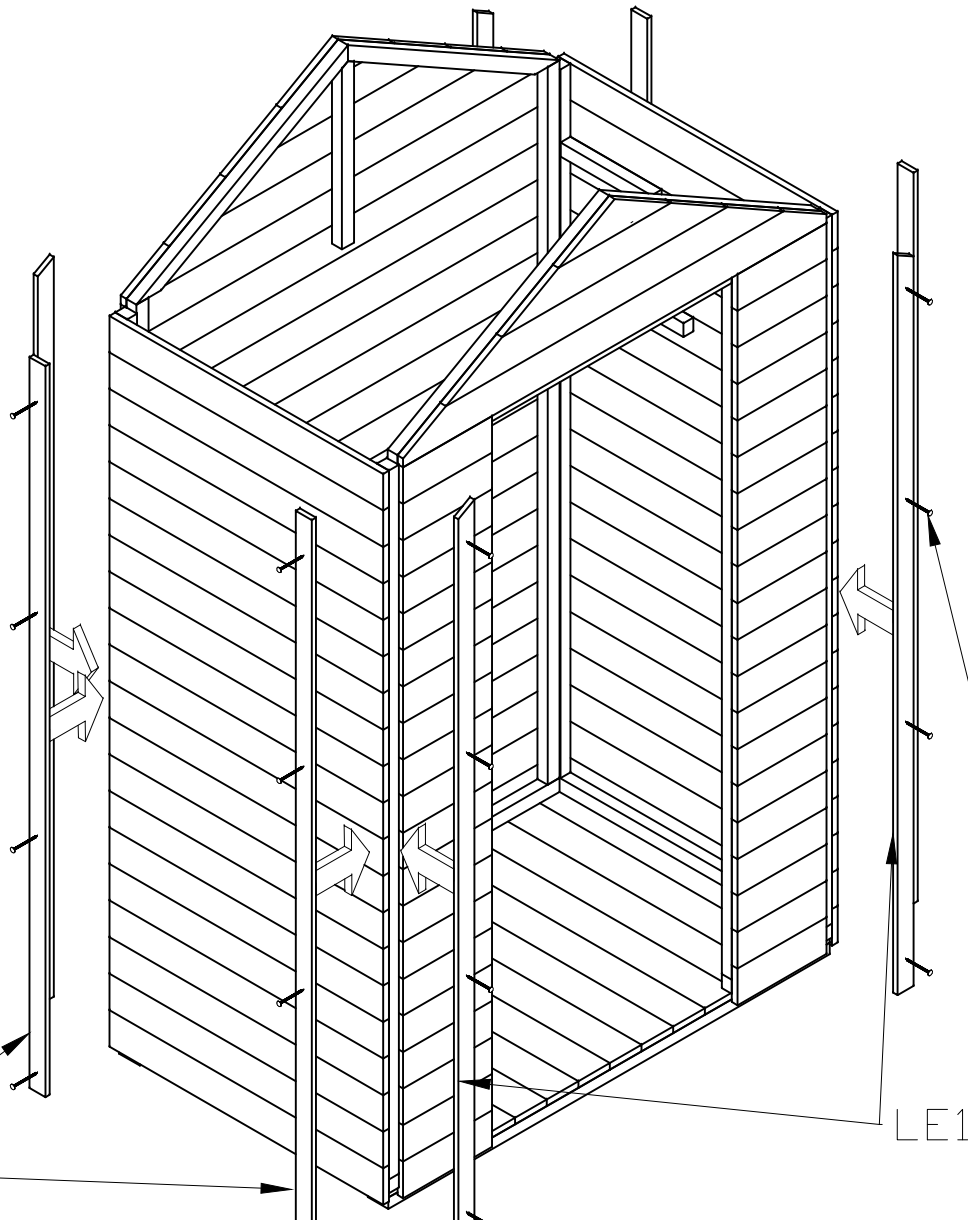
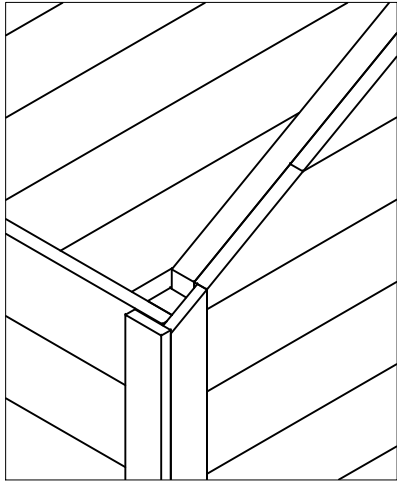


1.3 Montage der Wandelemente / Assembly of wall elements



Aufbau Anleitung für/Installation guide for "Drenthe 128x80_16"

2. Leiste/Lath



Schrauben -
Screw 3x30 C3
x2

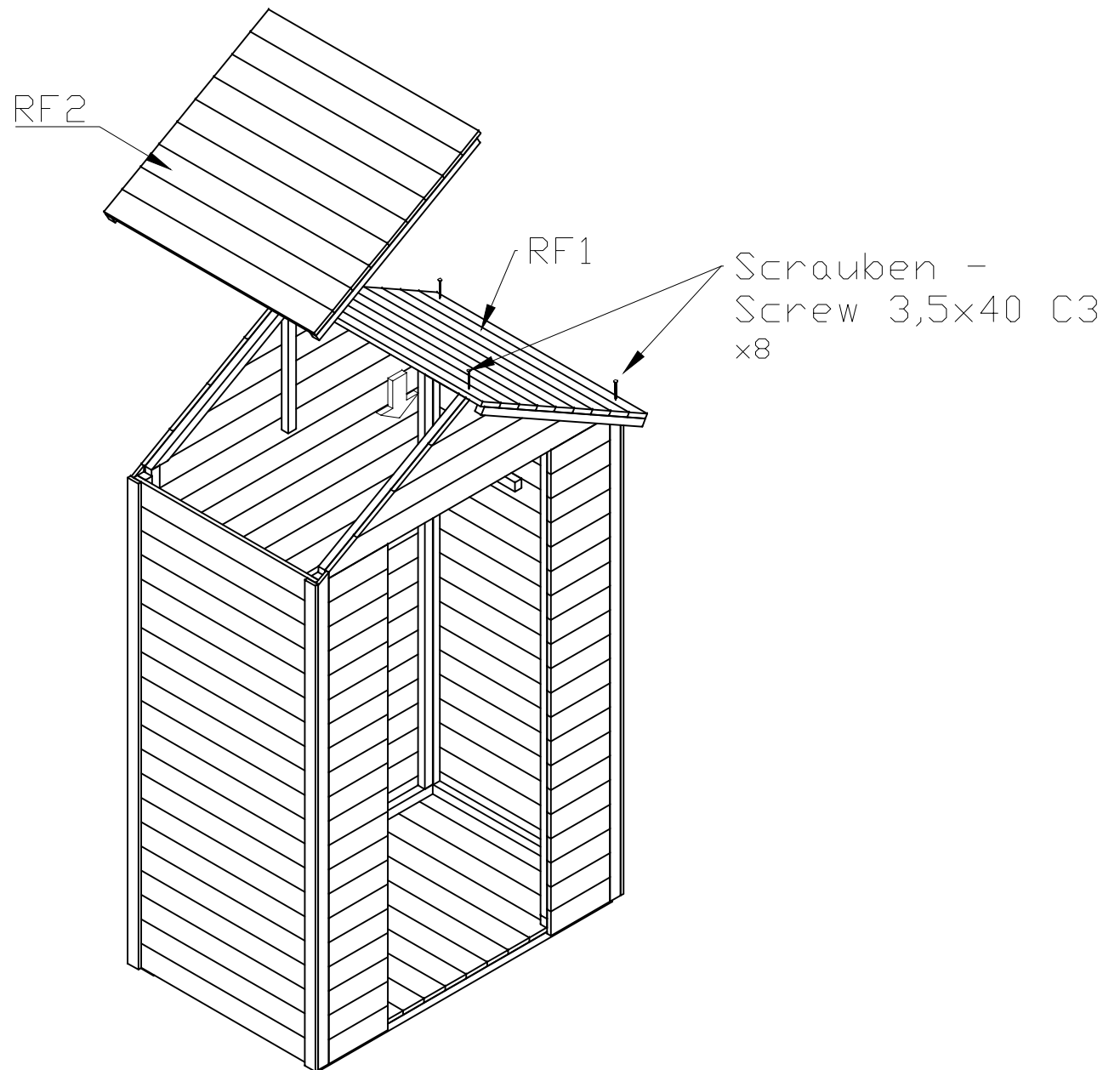
Schrauben -
Screw 3,5x40 C3
x32

LE2

LE1

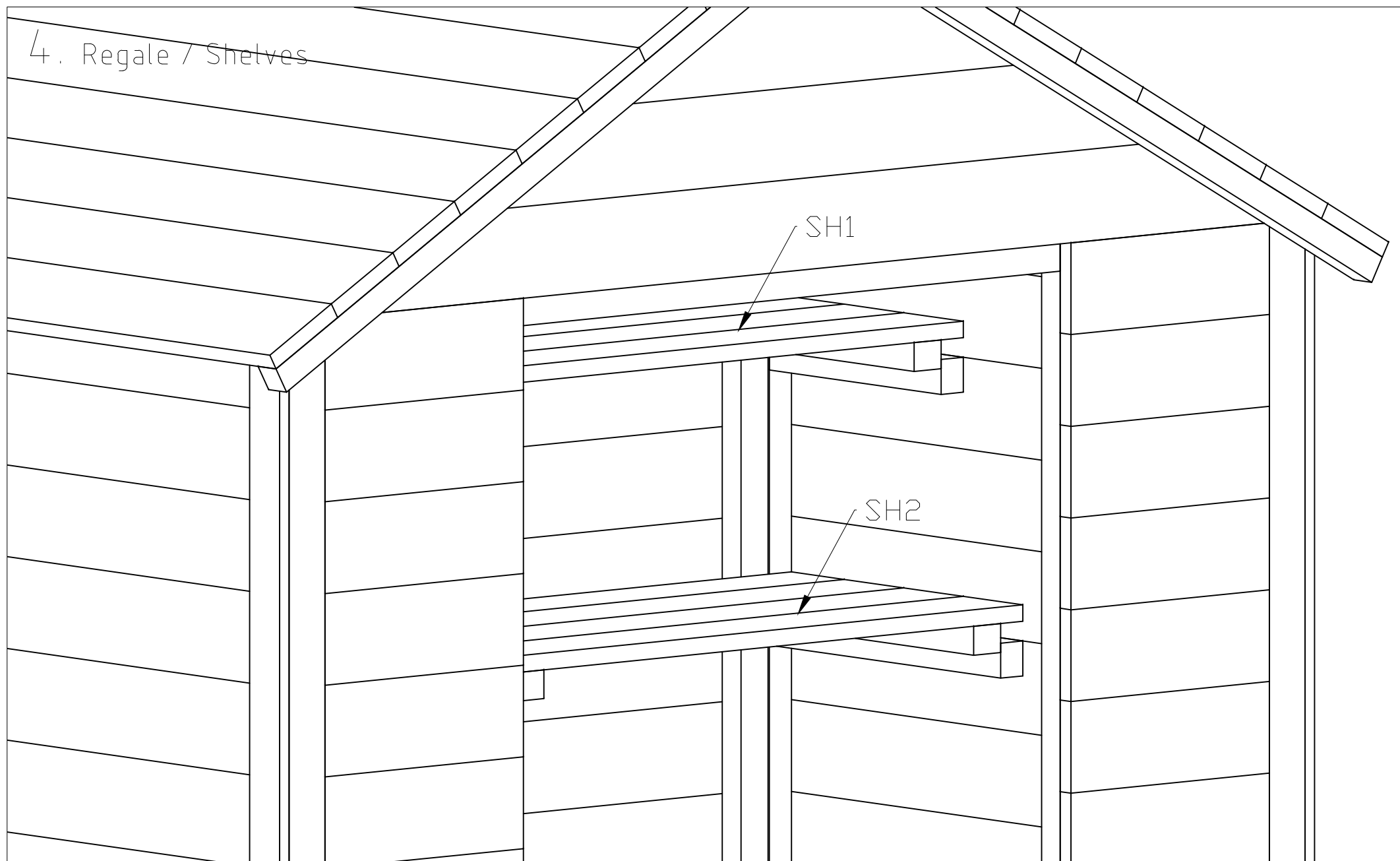
LE4

3. Dachbretter/Roof boards



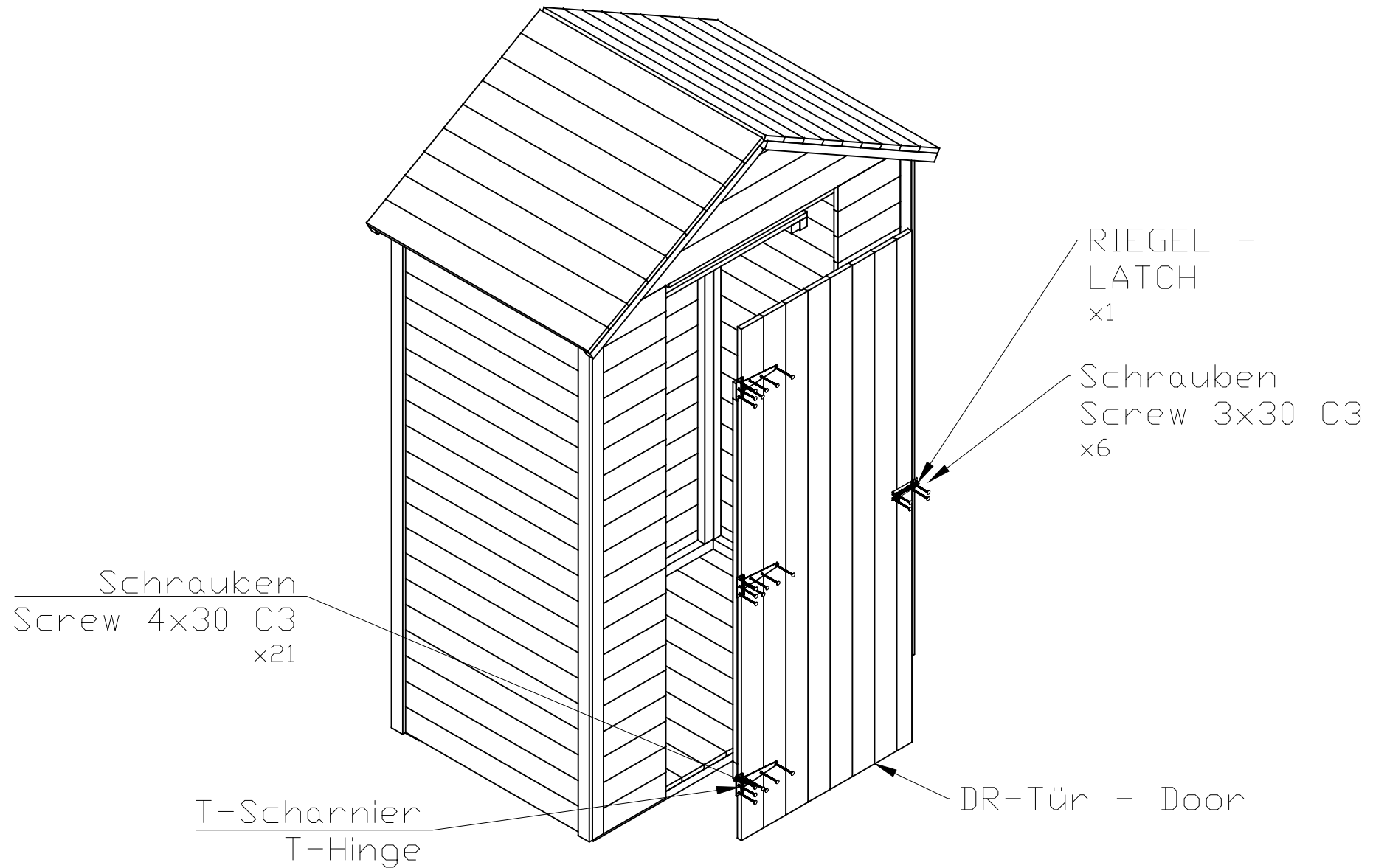
Aufbau Anleitung für/Installation guide for "Drenthe 128x80_16"

4. Regale / Shelves



Aufbau Anleitung für/Installation guide for "Drenthe 128x80_16"

5. Tür/Door



Aufbau Anleitung für/Installation guide for "Drenthe 128x80_16"

6. Dach/Roof

